

ZHONGXINGHUA CERTIFIED PUBLIC ACCOUNTANTS LLP

1-5

1. 1-4

2. 5-6

3. 7-8

4. 9-10

5. 11-12

6. 1-106

1.

2.

3.

4.



2

2

3

4

IT

IP

5

6

1

“	9	”	“	4	”	“	8
”	2020	12	31				
				51,668.87		13,460.58	
			38,208.29			23.18%	



2

1

2

3





[Redacted content]

确定性得出结论。如果我们得出结论认为存在重大不确定性，审计准则要求我们在审计报告中提请报表使用者注意财务报表中的相关披露；如果披露不充分，我们应当发表非无保留意见。我们的结论基于截至审计报告日可获得的信息。然而，未来的事项或情况可能导致任子行不能持续经营。

(5) 评价财务报表的总体列报、结构和内容，并评价财务报表是否公允反映相关交易和事项。

中注会计师

[Redacted content]

编

注

商
长
建
其

非流

资产

后附

企业

流动资产	货币资金	应收账款	预付款项	其他应收款	存货	流动资产合计	非流动资产	可供出售金融资产	长期股权投资	固定资产	无形资产	递延所得税资产	其他非流动资产	非流动资产合计	资产总计	流动负债	短期借款	应付账款	预收款项	应付职工薪酬	应交税费	应付利息	应付股利	其他应付款	其他流动负债	流动负债合计	非流动负债	长期借款	应付债券	其他非流动负债	非流动负债合计	负债合计	所有者权益	实收资本	资本公积	盈余公积	未分配利润	所有者权益合计	负债和所有者权益总计			

及表的组成

术

编制

流动资产

非流动资产

流动资产

非流动资产

非流动资产

负债

所有者权益

所有者权益

负债

所有者权益

所有者权益

所有者权益

所有者权益

所有者权益

所有者权益

所有者权益

所有者权益

所有者权益

所有者权益

6
7
8
9
10
11
12
13
14
15
16
17
18
19
20
21
22
23
24
25
26
27
28
29
30
31
32
33
34
35
36
37
38
39
40
41
42
43
44
45
46
47
48
49
50
51
52
53
54
55
56
57
58
59
60
61
62
63
64
65
66
67
68
69
70
71
72
73
74
75
76
77
78
79
80
81
82
83
84
85
86
87
88
89
90
91
92
93
94
95
96
97
98
99
100



99.9
24.65
24.68
70.55
50.00
64.60
5.30
0.00
3.92
6.48
9.30
8.29
7.99
8.58
100
20
63
64
08
11
46
70
24
75
01
05

编制

流

流

非

在

生

油

无

开

商

长

递

其

非

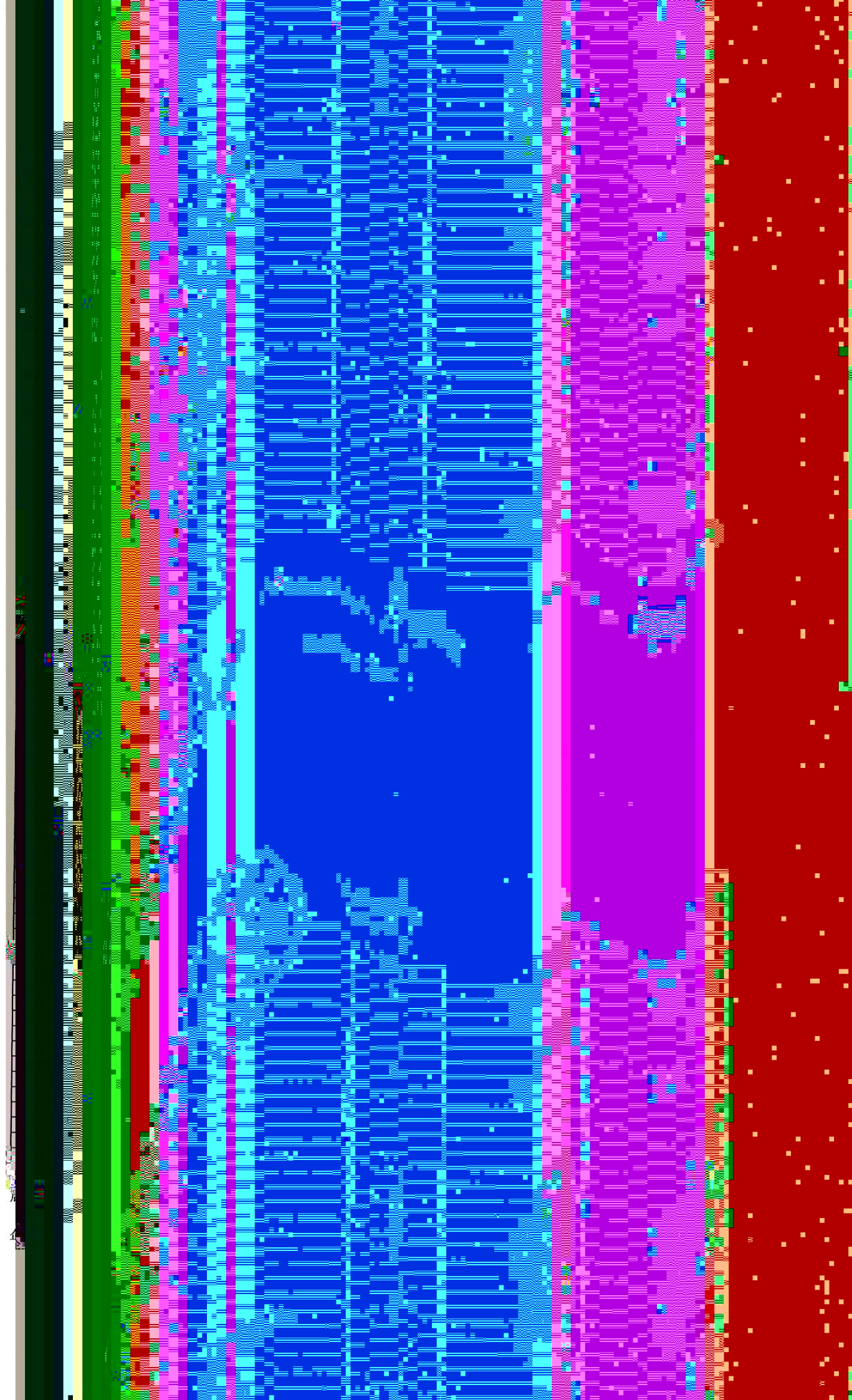
流


资

产

后附

企业






的理
 供还
 还营
 小受
 及费
 营小
 金的
 的理
 的收
 无
 一
 共他
 资活
 小计
 小计
 无
 金
 其他
 资活
 小计
 金的
 的理
 的理
 的理
 的理
 活活
 小计
 的理
 的理
 或或
 资活
 小计
 金的
 及及
 介物
 及现
 金等
 财财

李
 子

李
 子



会计师事务所收入: 7,610,000.00

会计师事务所收入: 7,610,000.00

[Handwritten signature]

2018

2018

2018

8.18

会计人: 李红 2016

Handwritten signature

项目	2015年12月31日	2014年12月31日
流动资产	1,234,567	987,654
货币资金	500,000	450,000
应收账款	300,000	250,000
预付款项	100,000	80,000
其他流动资产	334,567	207,654
非流动资产	876,543	765,432
固定资产	600,000	550,000
无形资产	100,000	90,000
其他非流动资产	176,543	125,432
负债	456,789	345,678
短期借款	200,000	150,000
应付账款	150,000	120,000
其他负债	106,789	75,678
所有者权益	1,557,311	1,407,408
实收资本	800,000	800,000
留存收益	757,311	607,408

673,630,150.00	327,356,168.90	1,764,975.30	49,104,343.92	-14,887,277.87	906,438,409.65
1. 本期提取					
2. 本期使用					
六、其他					

后附财务报表附注为财务报表的重要组成部分

2023年12月31日

财务总监 袁颖

袁颖

2020

1	
2	
3	
4	
5	
6	
7	
8	
9	
10	
11	
12	
13	
14	
15	

2020

15

“

”

“

”

31“

”

1

1 1 12 31

2

12

3

4

1

2

2

—

9

2 —

13

22

13 2

6

13 2

8

7

8

1

2

3

“ ”

“ ”

3

4

5

6

7

“ ”

9

12

12

12

30

1

2

3

4

1	
2	
3	

			(%)	(%)
1	1		5.00	5.00
1	2	2	10.00	10.00
2	3	3	30.00	30.00
3			100.00	100.00

			(%)
1	2	2	10.00
2	3	3	30.00
3			100.00

10

1

2

12

13

9

22

2

20

14

19

15

1

2

				%	%
		50	20	5	1.9 4.75
		5		10	18

			%	%
		5	10	18
		5	10	18

3

19

4

5

16

19

17

3

19

19

21



23



2

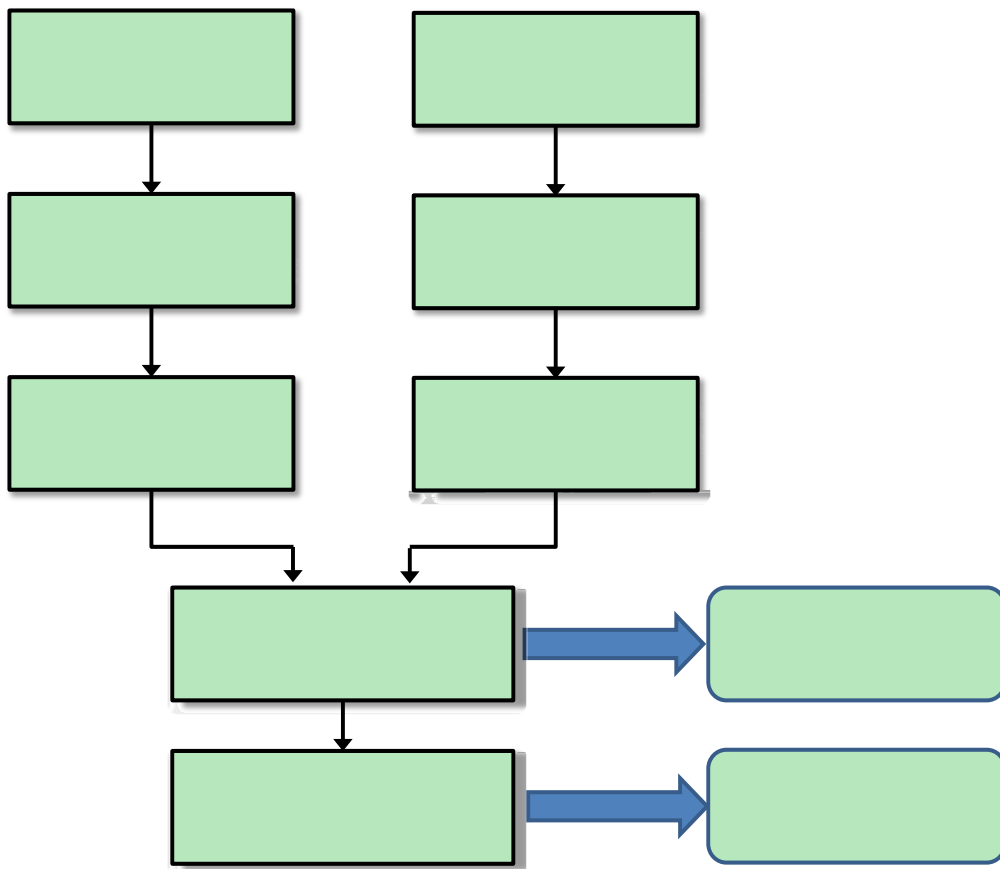
3


1

/

2

A





27

28

/

1

2

3

4

29

1

2

3

	2019 12 31	2020 1 1	
	291,455,025.10	291,455,025.10	-
	-	-	-
	-	-	-
	31,073,547.95	31,073,547.95	-
	-	-	-
	8,141,998.45	8,141,998.45	-
	455,038,516.33	447,890,558.53	7,147,957.80
	-	-	-
	60,404,866.96	60,404,866.96	-
	-	-	-
	-	-	-
	-	-	-
	39,529,499.82	39,529,499.82	-
	-	-	-
	-	-	-
	145,008,884.06	145,008,884.06	-
	-	1,558,813.16	-1,558,813.16
	56,000,000.00	56,000,000.00	-
		638,846.21	-638,846.21
	5,304,028.40	5,304,028.40	-
	1,091,956,367.07	1,087,006,068.64	4,950,298.43
	-	-	-
	-	-	-
	-	-	-
	-	-	-
	58,938,438.16	58,938,438.16	-
	134,622,587.97	134,622,587.97	-
	-	-	-
	60,121,686.89	60,121,686.89	-
	181,064,886.59	181,064,886.59	-

2019	12	31	2020	1	1
		-		-	-
		20,508,975.30		20,508,975.30	-
		4,808,901.05		20,442,952.64	-15,634,051.59
		623,653,245.91		623,653,245.91	-
		-		-	-
		-		-	-
		-		-	-
		-		-	-
		-		-	-
		-		-	-
		-		-	-
		36,535,399.99		36,535,399.99	-
		803,624.69		803,624.69	-
		-		-	-
		37,339,024.68		37,339,024.68	-
		660,992,270.59		660,992,270.59	-
		673,630,150.00		673,630,150.00	-
		-		-	-
		-		-	-
		-		-	-
		157,513,664.60		157,513,664.60	-
		1,764,975.30		1,764,975.30	-
		-6,360,000.00		-6,360,000.00	-
		-		-	-
		49,104,343.92		49,104,343.92	-
		-		-	-
		12,416,956.48		12,371,017.32	45,939.16
		884,540,139.70		884,494,200.54	45,939.16
		65,232,118.29		65,232,118.29	-

	2019 12 31	2020 1 1	
	949,772,257.99	949,726,318.83	45,939.16
	1,610,718,589.42	1,610,764,528.58	45,939.16

2019 12 31	2020 1 1	
138,141,323.10	138,141,323.10	-
20,073,547.95	20,073,547.95	-
-	-	-
3,275,842.00	3,275,842.00	-
262,443,116.30	258,604,996.63	3,838,119.67
-	-	-
51,556,923.45	51,556,923.45	-
53,045,396.69	53,045,396.69	-
70,300,911.54	70,300,911.54	-
	268,792.16	-268,792.16
56,000,000.00	56,000,000.00	-
	638,846.21	-638,846.21
52,475,224.00	52,475,224.00	-
707,312,285.03	704,381,803.73	2,930,481.30
-	-	-
-	-	-
-	-	-
714,261,751.12	714,261,751.12	-

	2019	12	31	2020	1	1	
			-			-	-
			-			-	-
			3,276,346.59			3,276,346.59	-
			-			-	-
			-			-	-
			902,190.64			902,190.64	-
			22,195,126.08			22,195,126.08	-
						2,930,481.30	-2,930,481.30
			953,262,138.22			956,192,619.52	-2,930,481.30
			1,660,574,423.25			1,660,574,423.25	-
			62,458,383.21			62,458,383.21	-
			-			-	-
			-			-	-
			-			-	-
			268,766,162.34			268,766,162.34	-
			36,798,886.23			-	36,798,886.23
						32,421,265.80	-32,421,265.80
			31,899,790.35			31,899,790.35	-
			29,481,706.91			29,481,706.91	-
			272,535,077.07			272,535,077.07	-
			17,201.38			17,201.38	-
			-			-	-
			20,508,975.30			20,508,975.30	-
						4,377,620.43	-4,377,620.43
			722,448,981.41			722,448,981.41	-
			-			-	-
			-			-	-
			-			-	-
			-			-	-

	2019	12	31	2020	1	1	
			-			-	-
			-			-	-
			-			-	-
			31,676,000.00			31,676,000.00	-
			11,032.19			11,032.19	-
			-			-	-
			31,687,032.19			31,687,032.19	-
			754,136,013.60			754,136,013.60	-
			673,630,150.00			673,630,150.00	-
			-			-	-
			-			-	-
			-			-	-
			327,356,168.90			327,356,168.90	-
			1,764,975.30			1,764,975.30	-
			-			-	-
			-			-	-
			49,104,343.92			49,104,343.92	-
			-141,887,277.87			-141,887,277.87	-
			906,438,409.65			906,438,409.65	-
			1,660,574,423.25			1,660,574,423.25	-

2

13

2019 12 10

13

2019 21

“ 13 ” 2020 1 1

13

13

13

”

“

2020 1 1

13

13

2

1

					13% 9% 6% 5% 3%
					7% 5%
					25% 15% 10%
					3%
					2%

					15%
					15%
					15%
					0
					25%
					25%
					25%
					25%
					25%
					25%
					25%
					25%
					25%
					25%
					25%
					25%
					25%

2

	“ ”	“ ”
1		
	21,173.83	32,000.64
	360,345,227.45	249,330,586.46
	13,738,186.49	42,092,438.00
	374,104,587.77	291,455,025.10

	11,327,923.42	4,243,926.31
	1,700,000.00	36,508,566.71
	13,027,923.42	40,752,493.02

2		
	73,300,684.93	31,073,547.95
()	73,300,684.93	31,073,547.95
	73,300,684.93	31,073,547.95

3		
	1,949,849.97	8,141,998.45
	1,949,849.97	8,141,998.45
	1,949,849.97	8,141,998.45

4

1

1	250,727,247.28	286,787,377.82
1 2	102,266,995.83	148,118,168.50
2 3	71,037,649.25	77,145,527.31
3	84,964,886.89	60,256,880.30
	508,996,779.25	572,307,953.93
	133,504,352.76	124,417,395.40
	375,492,426.49	447,890,558.53

2

		%		%	
	20,564,884.57	4.04	20,564,884.57	100.00	
	19,139,906.75	3.76	19,139,906.75	100.00	
	1,424,977.82	0.28	1,424,977.82	100.00	
	488,431,894.68	95.96	112,939,468.19	23.12	375,492,426.49
	485,425,781.48	95.37	110,472,732.39	22.76	374,953,049.09
	3,006,113.20	0.59	2,466,735.80	82.06	539,377.40
	508,996,779.25	100.00	133,504,352.76		375,492,426.49

		%		%	
	22,736,048.40	3.97	22,705,744.26	99.87	30,304.14
	21,636,404.39	3.78	21,606,100.25	99.86	30,304.14
	1,099,644.01	0.19	1,099,644.01	100.00	
	549,571,905.53	96.03	101,711,651.14	18.51	447,860,254.39
	546,778,525.53	95.54	100,936,822.14	18.46	445,841,703.39
	2,793,380.00	0.49	774,829.00	27.74	2,018,551.00
	572,307,953.93	100.00	124,417,395.40		447,890,558.53

			%	
	6,750,448.12	6,750,448.12	100.00	
	3,601,934.00	3,601,934.00	100.00	
	2,680,429.81	2,680,429.81	100.00	
	1,871,730.00	1,871,730.00	100.00	
	709,361.17	709,361.17	100.00	
	15,613,903.10	15,613,903.10		

			%
1	253,983,217.15	12,665,871.76	5.00
1 2	98,213,170.34	9,821,317.03	10.00
2 3	64,656,155.10	19,412,304.71	30.00
3	68,573,238.89	68,573,238.89	100.00
	485,425,781.48	110,472,732.39	

				%
1		133,642.00	6,682.10	5.00
1	2	167,555.00	16,755.50	10.00
2	3	373,740.00	112,122.00	30.00
3		2,331,176.20	2,331,176.20	100.00
		3,006,113.20	2,466,735.80	

		(%)		(%)
1	23,827,575.82	71.93	33,592,255.30	55.62
1 2	8,135,068.56	24.56	26,803,445.37	44.37
2 3	1,163,838.93	3.51	7,915.09	0.01
3	1,251.20		1,251.20	
	33,127,734.51	100.00	60,404,866.96	100.00

		(%)
	4,000,000.00	12.07
	3,495,384.73	10.55
	3,024,727.81	9.13
	1,446,400.00	4.37
	1,249,000.85	3.77
	13,215,513.39	39.89

6

	359,192.99	
	15,806,749.42	39,529,499.82
	16,165,942.41	39,529,499.82

	359,192.99	
	359,192.99	
	359,192.99	

1	13,885,953.67	40,859,445.43
---	---------------	---------------

1	2	6,809,431.49	3,754,841.70
2	3	1,715,886.71	3,344,977.85
3		11,408,615.71	14,788,245.76
		33,819,887.58	62,747,510.74
		18,013,138.16	23,218,010.92
		15,806,749.42	39,529,499.82

		10,069,946.73	37,448,819.38
		1,820,353.67	2,130,350.42
		18,001,043.71	19,876,039.30
		2,710,045.82	3,324,353.54
		1,218,497.65	673,551.90
		33,819,887.58	62,747,510.74

1,836,039.73

12

() ()

17,946,626.34

5,271,384.58

23,218,010.92

--

--

--

--

708,445.67

708,445.67

1,836,039.73

1,836,039.73

	5,271,384.58				5,271,384.58
	17,946,626.34	708,445.67	1,836,039.73	4,077,278.70	12,741,753.58
	23,218,010.92	708,445.67	1,836,039.73	4,077,278.70	18,013,138.16
					4,077,278.70

3,278,000.00

13

	10,000,000.00	10,000,000.00
	20,000,000.00	20,000,000.00
	12,089,700.00	12,089,700.00
	31,032,887.97	31,032,887.97
		1,000,000.00
	500,000.00	500,000.00
	10,000,000.00	10,000,000.00
	25,000,000.00	25,000,000.00
	25,000,000.00	25,000,000.00
	10,000,000.00	
	143,622,587.97	134,622,587.97

2

	1,343,715.23	1,343,715.23			
	333,567.42	333,567.42			
			-3,000,000.00		
			-360,000.00		
			-3,000,000.00		
	1,677,282.65	1,677,282.65	-6,360,000.00		

14

1		
1	68,984,191.48	68,984,191.48
2	29,665,734.76	29,665,734.76
—	29,665,734.76	29,665,734.76
3	4,664,374.10	4,664,374.10
—	4,664,374.10	4,664,374.10
4	93,985,552.14	93,985,552.14
2		
1	8,862,504.59	8,862,504.59
2	6,016,904.66	6,016,904.66
—	1,362,245.29	1,362,245.29
—	4,654,659.37	4,654,659.37
3	791,488.28	791,488.28
—	791,488.28	791,488.28
4	14,087,920.97	14,087,920.97
3		
4		
1	79,897,631.17	79,897,631.17
2	60,121,686.89	60,121,686.89

2 3

15**1**

	149,656,615.79	181,064,886.59
	149,656,615.79	181,064,886.59

3,613,302.00 1,787,786.96

2021 4 23

“

2021

2027			
2028			2,982,567.45
2029	150,277,369.88		159,374,204.08
2030	171,720,549.18		
	361,261,755.61		186,174,925.96

2019

2018 1 1

5

10 2020

5

21

2018 76

5

10

	56,259,205.20		56,259,205.20			
	4,525,290.64	401,382.04	4,123,908.60	5,337,436.32	438,181.39	4,899,254.93
	60,784,495.84	401,382.04	60,383,113.80	5,337,436.32	438,181.39	4,899,254.93

22

						10,000,000.00
				50,000,000.00		10,000,000.00
				25,000,000.00		50,000,000.00
				75,000,000.00		70,000,000.00

1

2 601 4000476976

2 602 4000476544

5,000.00 2

2,500.00

23

		284,843,650.45	246,717,563.08
		9,849,391.65	

	71,062,291.44	276,010,790.95	280,305,120.41	66,767,961.98
-	32,455.43	6,067,123.34	6,067,123.34	32,455.43
		2,024,667.86	2,024,667.86	
	71,094,746.87	284,102,582.15	288,396,911.61	66,800,417.41

1

71,015,630.87

	8,648.99	24,643.41
	229.14	277.68
		20,000.00
	343.76	
	34,549,681.77	42,413,270.53

30

	4,495,360.41	4,808,901.05
	15,793,681.61	15,634,051.59
	20,289,042.02	20,442,952.64

31

36,535,399.99 13,784,200.00 5,694,161.0

					/
IDC/ISP/ICP	4,800,000.00		1,600,000.00		3,200,000.00
	600,000.00		400,000.00		200,000.00
	845,000.00		260,000.00		585,000.00
	90,000.00		40,000.00		50,000.00
	3,000,000.00				3,000,000.00
	1,300,000.00		400,000.00		900,000.00
	2,000,000.00				2,000,000.00
	12,000,000.00				12,000,000.00
	336,000.00				336,000.00
	1,200,000.00	2,000,000.00			3,200,000.00
2019	-	1,600,000.00			1,600,000.00

						/
2019	-	655,500.00			655,500.00	
		1,456,700.00			1,456,700.00	
2019	-	99,000.00			99,000.00	
2019		1,350,000.00			1,350,000.00	
		2,295,000.00			2,295,000.00	
		225,000.00			225,000.00	
		3,473,000.00			3,473,000.00	
		630,000.00			630,000.00	
	36,535,399.99	13,784,200.00	5,598,999.99	40,041.00	44,680,559.00	

		+					
	673,630,150.00						673,630,150.00
	673,630,150.00						673,630,150.00
33							
	135,892,132.02						135,892,132.02
	21,621,532.58			291,445.00			21,330,087.58
	157,513,664.60			291,445.00			157,222,219.60
34							
	1,764,975.30			1,764,975.30			
	1,764,975.30			1,764,975.30			
35							
1	-6,360,000.00						-6,360,000.00
	-6,360,000.00						-6,360,000.00

	834,185,363.02	445,685,313.69	990,940,280.96	381,367,645.27
	3,782,696.59	1,560,555.94	5,315,518.80	5,291,174.23
	837,968,059.61	447,245,869.63	996,255,799.76	386,658,819.50

1				389,386,080.65
2				290,974,143.69
3				153,825,138.68
4				3,782,696.59
				837,968,059.61

	562,688.42	826,896.34
	389,914.04	437,585.23
	154,273.46	155,405.73
	830,317.21	391,710.46
	129,209,013.81	253,649,320.65

41

	55,032,219.15	62,367,349.21
	13,335,296.85	22,113,608.98
	12,514,328.52	7,602,387.62
	10,265,480.91	14,061,902.24
	2,780,527.09	2,778,430.41
	2,000,000.00	2,005,000.00
	1,989,170.53	3,931,133.17
	1,009,219.49	1,591,790.97
	782,405.65	1,597,576.37
	555,369.71	605,451.17
	431,899.17	1,444,464.89
	427,896.92	629,086.79
	176,091.79	843,371.83
	411,690.12	3,446,678.98
	101,711,595.90	125,018,232.63

42

	156,383,783.17	169,448,130.93
	4,554,411.22	10,578,708.94
	3,857,469.79	6,438,084.78
	3,272,706.78	3,916,803.59
	1,754,734.41	3,713,996.25
	1,257,572.93	1,395,160.51
	331,154.21	712,826.62
	280,651.62	440,013.18

	73,806.59	60,666.89
	52,512.14	144,525.52
	452,902.66	666,335.50
	172,271,705.52	197,515,252.71

43

	6,199,749.32	10,827,488.48
	3,899,677.52	9,555,292.21
	-0.18	-822,450.13
	318,233.85	360,735.25
	2,618,305.47	810,481.39

44

	19,874,483.21	18,954,609.01
	15,841,270.49	23,503,084.97
	340,990.14	562,002.94
	331,746.04	127,611.88
	36,388,489.88	43,147,308.80

			/
	84,000.00	84,000.00	
“ ”		66,666.71	
“ ”	9,999.99	120,000.01	
	750,000.00	1,000,000.00	
		750,000.00	
	255,000.00	340,000.00	
	1,800,000.00	1,800,000.00	
IDC/ISP/ICP	1,600,000.00	1,600,000.00	
		2,202,000.00	
	400,000.00	400,000.00	
	260,000.00	260,000.00	

			/
6-8	2020	274,500.00	
	-	106,500.00	
	2019	300,000.00	
879-4870	2018	47,700.00	
	2018	31,000.00	
		337,500.00	
“ ”		1,000,000.00	
1		100,000.00	
		350,000.00	
	-	5,000.00	
		609,900.00	
		385,405.53	
		52,880.91	
		1,578,202.56	51,796.63
2018			100,000.00
2018			1,200.00
2019			1,200.00
			2,500.00
			43,500.00
			116,200.00
WiFi			912,000.00
			859,000.00
	2018		1,854,000.00
	2018		1,047,000.00
-B1PEXqB	2018		149,000.00
			600,000.00

		1,135,649.98	4,777,702.06
		1,677,282.65	2,572,421.37
			20,564,843.76
		17,089,615.63	29,754,888.12

46

		27,136.98	73,547.95
		27,136.98	73,547.95

47

		-17,123,678.97	-45,331,923.05
		1,127,594.06	-7,726,408.93
		-15,996,084.91	-53,058,331.98

48

		-348,326.19	
		963,832.46	
			-1,768,969.67
			-251,044,806.87
		615,506.27	-252,813,776.54

49

	1,140,985.03	-28,197.98	1,140,985.03
	1,140,985.03	-28,197.98	1,140,985.03

50

	27,610.28	334,630.45	27,610.28
		13,280.01	

		104,630,047.75	
		11,854,609.28	
757,624.65		773,815.09	757,624.65
785,234.93		117,606,382.58	785,234.93

28,391,429.26	8,994,419.03
126,646,793.65	43,232,344.06
3,899,677.52	

		5,131,408.67	7,425,353.06
		2,690,756.96	9,215,576.10
		-1,140,985.03	28,197.98
“ ”			
	“ ”	2,223,339.11	5,093,826.59
	“ ”	-27,136.98	-73,547.95
	“ ”	6,199,749.32	10,005,038.35
	“ ”	-17,089,615.63	-29,754,888.12
	“ ”	-1,022,177.02	-9,862,738.34
	“ ”	-749,258.90	-800,740.82
	“ ”	-25,280,931.26	23,952,909.12
	“ ”	127,338,470.13	-22,828,319.14
	“ ”	46,369,624.75	-105,026,427.93
		-718,824.77	-104,000,960.96
		180,963,216.81	3,546,219.71
2			
3			
		361,076,664.35	250,702,532.08
		250,702,532.08	291,055,391.79
		110,374,132.27	-40,352,859.71
		361,076,664.35	250,702,532.08
		21,173.83	32,000.64
		360,345,227.45	249,330,586.46
		710,263.07	1,339,944.98

	14,500.00	14,500.00	
”	14,700.00	14,700.00	
2020 3	38,280.00	38,280.00	
2020 6-8	274,500.00	274,500.00	
-	106,500.00	106,500.00	
2019	300,000.00	300,000.00	
2018 879-4870	47,700.00	47,700.00	
2018	31,000.00	31,000.00	
	337,500.00	337,500.00	
“ ”	1,000,000.00	1,000,000.00	
1	100,000.00	100,000.00	
	350,000.00	350,000.00	
-	5,000.00	5,000.00	
	438,286.44	438,286.44	
	1,629,999.19	1,578,202.56	51,796.63
2018	100,000.00		100,000.00
2018	1,200.00		1,200.00
2019	1,200.00		1,200.00
	2,500.00		2,500.00

	43,500.00		43,500.00
	116,200.00		116,200.00
WiFi	912,000.00		912,000.00
	859,000.00		859,000.00
2018	1,854,000.00		1,854,000.00
2018	1,047,000.00		1,047,000.00
2018	-B1PEXqB 149,000.00		149,000.00
	600,000.00		600,000.00
18	309,000.00		309,000.00
	266,000.00		266,000.00
-	300,000.00		300,000.00
	200,000.00		200,000.00
	126,000.00		126,000.00
	300,000.00		300,000.00
	485,900.00		485,900.00
“ ”	50,000.00		50,000.00

		100,000.00		100,000.00
		161,900.00		161,900.00
-				
2019		198,845.66		198,845.66
	2018			
488		3,500.00		3,500.00
	2018			
489		900.00		900.00
	-2018			
953		18,000.00		18,000.00
	2018			
309		14,000.00		14,000.00
	-2019			
		900,000.00		900,000.00
		180,000.00		180,000.00
		24,167,425.51	14,275,483.22	9,891,942.29

				(%)	
				58.00	
				100.00	
				100.00	
				100.00	
				100.00	
				100.00	
				100.00	
				55.00	

	%			
	50.00	575,881.82		50,848,492.05
	42.00	-1,168,800.14		13,790,707.92

	31,810.98	100,513,409.48	100,545,220.46		
	14,226,925.98	21,390,950.35	35,617,876.33		

		1,151,763.64	1,151,763.64	-6,201.51
		-2,782,857.48	-2,782,857.48	-982,043.97

	2,384,290.64	2,384,290.64	-2,006,530.87
--	--------------	--------------	---------------

	-2,647,947.98	-2,647,947.98	-938,898.33
--	---------------	---------------	-------------

(%)

10.00

31.00

6.25

1

2

12

	1	1-2	2-5	5	
	75,000,000.00				75,000,000.00
	294,693,042.10				294,693,042.10

1

1-2

2-5

5

73,300,684.93

73,300,684.93

--	--

1

	1,764,975.30

2

	21,621,532.58

	4.10				
	100%	2017	1	17	100%
2016	12	23			
2017	2018	2019			

2019 6 30 ()
) ()
 “ ”

2018 17,199,558.96
 12,511,201.04
 2019 5 11 17,199,558.96 12,511,201.04

2019 7 2 108,639.95 79,026.23
 2019 57,890,000.00 2019
 42,110,000.00
 2019

2019 7 29 2019 8 26
 1085000000331523
 36,454,832.47

			m ²
1	6000511284	A501	332.16
2	6000511330	A502	533.30
3	6000511329	A503	529.55
4	6000511282	A504	375.94
5	6000511404	B501	521.89
6	6000511410	B502	335.06
7	6000511403	B503	379.23
8	6000511327	B504	523.41
9			

2019-2020

	182,529,430.77	-1,464,544.18	181,064,886.59
	248,182,107.26	-1,464,544.18	246,717,563.08

1

	800,000.00	3,275,842.00
	800,000.00	3,275,842.00
	800,000.00	3,275,842.00

2**1**

00

%

%

			%
1	90,192.00	4,509.60	5.00
1 2	167,555.00	16,755.50	10.00
2 3	373,740.00	112,122.00	30.00
3	2,243,896.20	2,243,896.20	100.00
	2,875,383.20	2,377,283.30	

3

	2,782,982.00	2,782,982.00	961,500.00	186,620.00	1,634,862.00
	84,668,119.60	84,212,588.09	9,438,352.26	7,850,101.61	85,800,838.74
	87,451,101.60	86,995,570.09	9,438,352.26	961,500.00	8,036,721.61
					87,435,700.74

8,036,721.61

1		5,497,910.70		
		5,497,910.70		

		(%)	
	37,803,572.03	12.08	4,018,786.07
	8,584,650.07	2.74	3,537,648.92
	7,658,000.00	2.45	2,542,400.00
	6,657,673.00	2.13	6,657,673.00

		(%)	
	6,024,891.22	1.92	301,244.68
	66,728,786.32	21.32	17,057,752.67

3

		359,192.99	
		73,186,112.01	53,045,396.69
		73,545,305.00	53,045,396.69

		359,192.99	
		359,192.99	
		359,192.99	

1		48,830,724.98	48,479,869.13
1 2		20,432,407.58	2,179,084.76
2 3		1,624,950.97	1,223,773.80
3		13,242,070.09	17,813,369.99
		84,130,153.62	69,696,097.68
		10,944,041.61	16,650,700.99
		73,186,112.01	53,045,396.69

	12	((
))	
	16,650,700.99			16,650,700.99
--				
--				
--				
--				
	8,678.40			8,678.40
	1,635,270.43			1,635,270.43
	4,080,067.35			4,080,067.35
	10,944,041.61			10,944,041.61

3

	16,650,700.99	8,678.40	1,635,270.43	4,080,067.35	10,944,041.61
	16,650,700.99	8,678.40	1,635,270.43	4,080,067.35	10,944,041.61

4,080,067.35

	6,131,852.92	33,994,694.69
	1,406,576.40	1,197,699.60
	9,329,948.06	13,649,121.87
	73,000.00	126,153.57
	67,173,776.24	20,482,045.69
	15,000.00	246,382.26
	84,130,153.62	69,696,097.68

(%)

61,105,876.70	1	42,290,114.37		72.63	
	1-2	18,815,762.33			
5,578,000.00	3			6.63	5,578,000.00
	1	100,000	1-2		
		20,514.00	2-3		
3,536,170.19		412,185.26	3	4.20	
		3,003,470.93			

	802,871,445.00			802,871,445.00	692,270,420.31
	11,388,867.00			11,388,867.00	
	410,000,000.00			410,000,000.00	299,044,806.87
	288,920,000.00			288,920,000.00	
	10,000,000.00			10,000,000.00	
	100,000,000.00			100,000,000.00	
	50,000,000.00			50,000,000.00	
	22,240,000.00			22,240,000.00	
		5,000,000.00		5,000,000.00	
	1,695,420,312.00	5,000,000.00		1,700,420,312.00	991,315,227.18

5

347,855,965.44	298,149,601.50	438,357,458.51	323,859,158.61
3,706,578.86	1,560,555.94	4,877,269.28	5,291,174.23

企
交
同
与
降
行
以
和
平

组费用
格显失
制下企
正常经
司正常
融资产、
置交易性
债权投资
行减值准
免贷款取
允价值核
收、会计

营取得的
各项之外
合非经济
影响额
东权益

净资产

司普通
常性折
润

交
的
作
各
必
易
收
的
社
去

交
的
作
各
必
易
收
的
社
去

交
的
作
各
必
易
收
的
社
去

交
的
作
各
必
易
收
的
社
去

交
的
作
各
必
易
收
的
社
去

交
的
作
各
必
易
收
的
社
去

交
的
作
各
必
易
收
的
社
去

交
的
作
各
必
易
收
的
社
去

交
的
作
各
必
易
收
的
社
去

交
的
作
各
必
易
收
的
社
去

交
的
作
各
必
易
收
的
社
去

交
的
作
各
必
易
收
的
社
去

交
的
作
各
必
易
收
的
社
去

交
的
作
各
必
易
收
的
社
去

交
的
作
各
必
易
收
的
社
去

交
的
作
各
必
易
收
的
社
去

交
的
作
各
必
易
收
的
社
去

交
的
作
各
必
易
收
的
社
去

交
的
作
各
必
易
收
的
社
去

交
的
作
各
必
易
收
的
社
去

交
的
作
各
必
易
收
的
社
去

